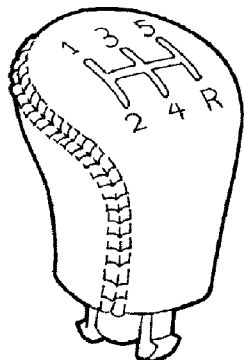


H HONDA INSTALLATION INSTRUCTIONS	Accessory LEATHER SHIFT KNOB P/N 08U92-S84-100F	Application 2000 ACCORD (M/T) 2- AND 4-DOOR	Publications No. All 20512
			Issue Date JULY 1999

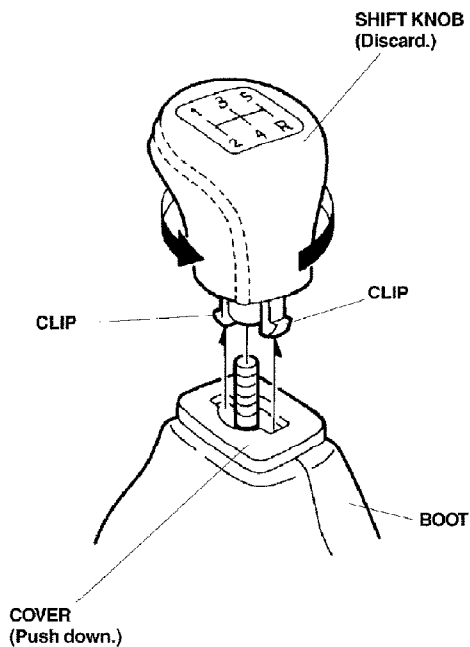
PARTS LIST

Leather
shift knob



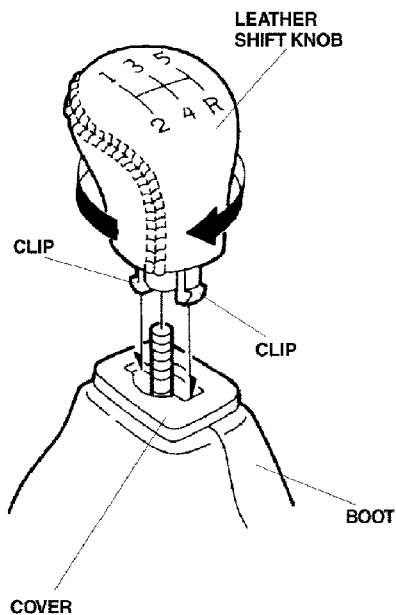
INSTALLATION

1. Push down on the cover to release the clip.



2. Unscrew the shift knob.

3. Thread the leather shift knob onto the shift lever, and pull the cover up around the clips.



Use and Care

- Use a sponge or cloth and a solution of mild liquid dishwashing soap and water to clean the shift knob.
- Rinse the knob completely with water, then dry it with a shop towel.
- Never use organic solvents such as benzene, thinner, or gasoline to clean the shift knob.